



# Todd County Substance Use and Consequences, 2011

MN STATE EPIDEMIOLOGICAL OUTCOMES WORKGROUP

## KEY FINDINGS

- Youth binge drinking rates fell by 50% from 1998 to 2010: from 30% to 15%.
- Todd County's average annual lung, bronchus and trachea cancer death rate is higher than both the regional and state averages.
- 4% of Todd County 6th graders reported past-year abuse of prescription drugs in 2010, compared to 1% in the West Central Region and in the state.

## INSIDE

Tobacco Consumption ..... 2

Tobacco Consequences..... 2

Risk & Protective Factors ..... 2

Other Drug Consumption ..... 3

Other Drug Consequences... 3

MN SEOW ..... 4

Data Sources..... 4

## Alcohol Consumption

The rate of reported past-month alcohol consumption by youth in Todd County dropped from 34% in 1998 to 27% in 2010. Comparatively, the rate for Minnesota's West Central Alcohol, Tobacco and Other Drug Prevention Region dipped from 33% to 21%, and the state's from 31% to 20%.

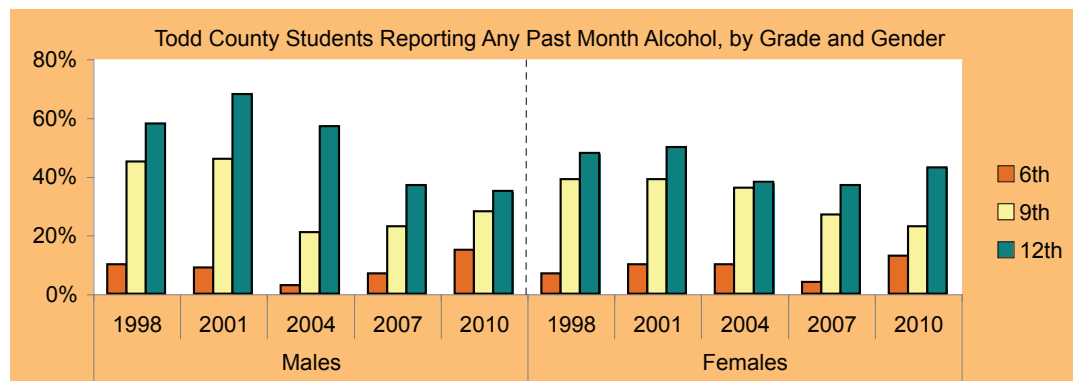
Within Todd County, reported use varied by grade and by gender (*see graph below*).

The percent of Todd County students reporting binge drinking in the past two weeks—having five or more alcoholic drinks in a row on one occasion—declined from 30% in 1998 to 15% in 2010. Comparatively, the West Central rate fell from 29% to 17% and the state rate fell from 26% to 16%.

In 2010, binge drinking was reported by 15% of 9th

grade males, 6% of 9th grade females, 23% of 12th grade males, and 17% of 12th grade females in Todd County. Todd youth were more likely than the state average to report first drinking by age 13 or younger: 29% vs. 20% (MSS).

Statistics on adult alcohol consumption are not available at the county level.



## Alcohol Consequences

From 2005 to 2009, the average cost per capita of alcohol-related motor vehicle crashes, fatalities and injuries was \$82 in Todd County, \$91 in the West Central Region and \$54 in Minnesota (OTS).

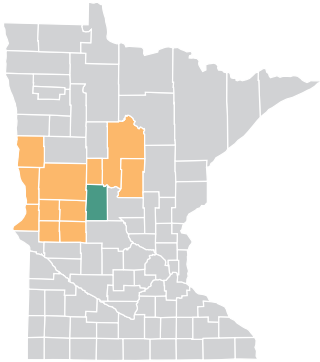
Over that same period, the driving while intoxicated

(DWI) arrest rate with Todd as the county of residence averaged 69.3 per 10,000 population. With Todd as the county of arrest, the average rate was 74.2 (OTS).

The percent of all motor vehicle crashes that were alcohol-related averaged 9% in

Todd County, 7% in the West Central Region, and 5% in Minnesota (OTS).

The annual cirrhosis death rate per 100,000 population in Todd County averaged 11 from 2004 to 2008, compared to 8 in the West Central Region and 6 in the state (MCHS).



Statistics on adult substance use are available by region for 2004/2005:

- Past-month alcohol use was lower among West Central women than the state average: 48% vs. 53%, and slightly lower among West Central men: 66% vs. 67%.
- West Central adults aged 18-24 reported slightly lower smoking rates than the state average, while adults aged 25-64 reported slightly higher than average smoking rates.
- Reported 30-day use of marijuana among West Central adults was equal to the state average : 4%. West Central rates of past-year pain reliever abuse, 2%, crack/cocaine use, 1%, and methamphetamine use, 1%, equaled the state average. Less than 1% of West Central adults reported past-year use of MDMA/Ecstasy.

*Minnesota Survey of Adult Substance Use*

## Tobacco Consumption

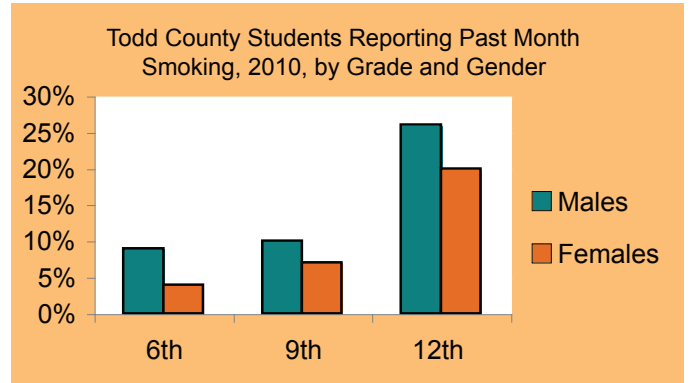
Smoking among youth declined statewide from 1998 to 2010: down from 19% to 13% in Todd County, 23% to 12% in the West Central Region, and 19% to 10% in Minnesota. In 2010, Todd County rates varied by grade and by gender (*see graph*).

From 2004 to 2010, reported past-month chewing tobacco use increased among Todd County males: 9th graders from 6% to 22% and 12th graders from 12% to 27%.

Todd County youth were more likely than the state average to report first smoking by age 13 or younger: 19% vs. 12%

(MSS).

Statistics on adult smoking are not available at the county level.



## Tobacco Consequences

The average annual rate per 100,000 population of lung, bronchus and trachea cancer deaths in Todd County was 72 from 2004 to 2008. Comparatively, the West Central Region averaged 63 and the state aver-

aged 45 (MCHS).

The number of Todd County lung and bronchus cancer deaths averaged 11 among males and 6 among females from 2004 to 2008 (MCSS).

It is estimated that 90% of lung cancer deaths among males and 79% of lung cancer deaths among females in the United States are smoking-related.

## Risk and Protective Factors

In 2010, students reporting past 30 day use of alcohol and tobacco were asked how they obtained those substances. Todd County students most often reported social access to alcohol (87%) and tobacco (49%). Todd County students were less likely (16%) than West Central (22%) and all Minnesota students (26%) to report taking alcohol from someone or somewhere. They reported lower rates of buying (Todd: 47%, WC: 51%, MN:

53%) tobacco, and taking (13%, 17%, 17%) tobacco.

Students were also asked how much they thought people risked harming themselves by frequently binge drinking, smoking one or more packs of cigarettes per day, or smoking marijuana once or twice per week. Perception of great or moderate risk of alcohol harm was reported by 76% of Todd County students, perception of tobacco harm was reported by 88% of Todd County

students, and perception of marijuana harm was reported by 80% of Todd County students. Similarly, students were asked if they thought their parents or guardians would disapprove or greatly disapprove of such levels of substance use. Perception of disapproval was 83% for alcohol, 93% for tobacco and 96% for marijuana (MSS).

## sumption

Todd County students have been less likely than average to report illicit drug use (*see graph below*). In 2010, marijuana use was reported by 2% of Todd County 6th graders, 4% of 9th graders and 13% of 12th graders. Todd male students were slightly more likely than female students to report use: 9% vs. 5%.

From 2001 to 2010, reported use of methamphetamines dropped from 7% to 1% among Todd County 9th graders, and 6% to 2% among 12th graders. From 1998 to

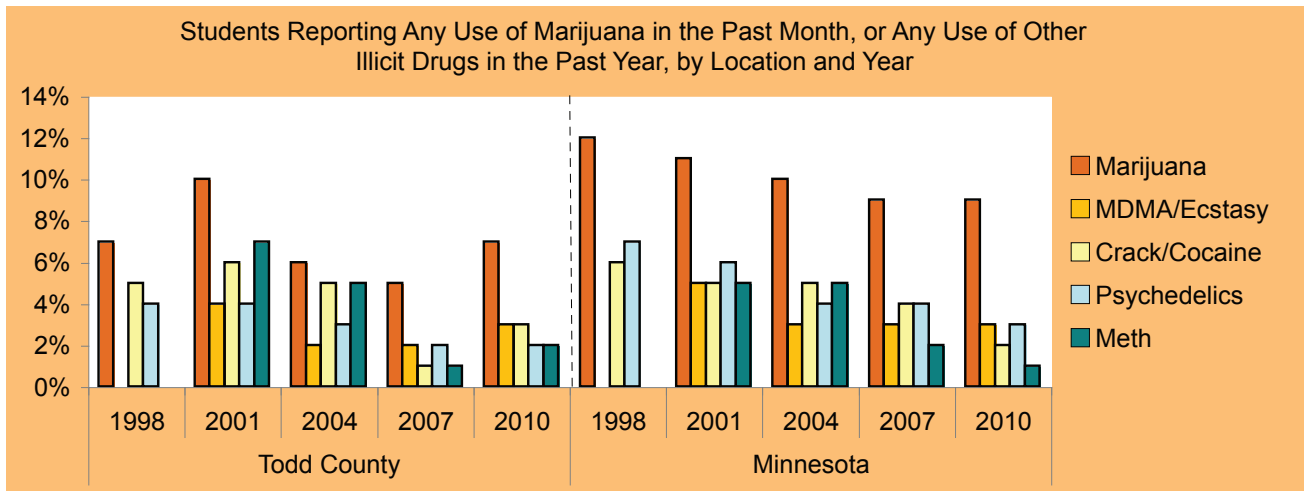
2010, reported use of inhalants decreased among Todd County 6th graders, 8% to 7%, 9th graders, 8% to 2%, and 12th graders: 3% to 1%. During that same period, reported use of psychedelics fell among Todd male students, 6% to 4% and among female students from 3% to 1%. Reported use of crack/cocaine held steady at 5% for males but fell from 4% to 0% for females.

In 2010, 4% of 6th graders in Todd County and 1% in the West Central Region and the state reported past-year abuse

of prescription drugs. Todd County 9th and 12th graders were asked about abuse of specific types of prescription drugs in 2010: painkillers (reported by 2% of 9th graders and 6% of 12th graders), ADD/ADHD drugs (1% of 9th graders; 3% of 12th graders), tranquilizers/sedatives (0% of 9th graders; 4% of 12th graders), and stimulants/diet pills: 0% of 9th graders; 2% of 12th graders (MSS).

Statistics on adult drug use are not available at the county level.

The US Census Bureau estimate for the 2008 Todd County population is 23,917. Todd County is approximately 98% White and 4% Hispanic/Latino. In 2000, the percent of individuals living below the poverty level was 13% in Todd County, 11% in the West Central Region, and 8% in Minnesota.



## Other Drug Consequences

There were 39 Todd County narcotics arrests in 2009—77% of which involved marijuana. This is lower than the average annual number of narcotics arrests for Todd County, from 2005 to 2009: 66 (BCA).

For probation and prison data related to drug offenses, see table below (DOC).

DRUG OFFENSES	TODD COUNTY			WEST CENTRAL REGION			MINNESOTA		
Rates per 1,000 Population	2007	2008	2009	2007	2008	2009	2007	2008	2009
Adults on Probation	3.0	2.1	2.8	2.9	1.7	3.4	3.4	3.6	3.5
Juveniles on Probation	0.2	0.7	0.2	0.7	0.2	0.9	0.4	0.5	0.5
Adults in Prison	0.5	0.7	0.5	0.5	0.6	0.5	0.4	0.5	0.3

## MN STATE EPIDEMIOLOGICAL OUTCOMES WORKGROUP

### Questions or comments? Contact:

Melissa Boeke, MS  
Epidemiologist

Minnesota Institute of Public Health  
2720 Highway 10 NE  
Mounds View, MN 55112

Phone: 763.712.7615  
Fax: 763.427.7841  
E-mail: [sumn@miph.org](mailto:sumn@miph.org)

## What's Happening in Your County?



**Substance Use in Minnesota**, located at [www.sumn.org](http://www.sumn.org), puts data on alcohol, tobacco and other drug use and consequences at your fingertips. The Web site was designed to help communities make decisions about substance abuse prevention efforts based on 55 indicators.

This site was developed by the Minnesota State Epidemiological Outcomes Workgroup (SEOW) with funding from the Minnesota Department of Human Services, Alcohol and Drug Abuse Division (ADAD). SEOW membership includes: Minnesota's departments of Human Services, Health, Education, Public Safety and Corrections and the Minnesota Institute of Public Health, which maintains the Web site.

## Data Sources

Population statistics are from the U.S. Census Bureau.

Youth alcohol, tobacco and other drug consumption data are from the Minnesota Student Survey (MSS). The MSS is a confidential and anonymous self-administered survey given every three years to 6th, 9th and 12th grade students attending Minnesota public, charter and tribal schools. The Minnesota Student Survey Interagency Team is made up of four state agencies: the Minnesota Department of Education, the Minnesota Department of Health, the Minnesota Department of Human Services, and the Minnesota Department of Public Safety. Adult consumption data are

from the MN Survey of Adult Substance Use (MNSASU) from the Minnesota Department of Human Services, Performance Measurement and Quality Improvement. Binge drinking is defined as 5 or more drinks in a row on one occasion in the MSS, and 5 or more drinks for males or 4 or more drinks for females in the MNSASU.

Alcohol consequence data are from the Office of Traffic Safety's (OTS) *Impaired Driving Facts and Crash Facts*, and from the National Safety Council.

Alcohol and tobacco mortality data are from the Minnesota Center for Health Statistics (MCHS) and the Minnesota Cancer Surveillance

System (MCSS).

Drug consequence data are from the Minnesota Department of Corrections' (DOC) *Inmate Profile and Probation Survey*, and from the Bureau of Criminal Apprehension's (BCA) *Minnesota Crime Information* reports.

Detailed data source information can be found at [www.sumn.org](http://www.sumn.org). Data source fact sheets can be found under Tools. Links to each data source, when available, can be found under each table when using Data by Location or Data by Topic.

Aggregated data at the state and county level do not reveal disparities that may exist within a given geographic area.