



# Traverse County Substance Use and Consequences, 2011

MN STATE EPIDEMIOLOGICAL OUTCOMES WORKGROUP

## KEY FINDINGS

- The percent of all motor vehicle crashes that were alcohol-related averaged 11% in Traverse County from 2005 to 2009.
- The average annual lung, bronchus and trachea cancer death rate for Traverse County is twice that of the state.
- Traverse County treatment admissions are less likely than the regional and state averages to involve an illicit drug as the primary substance of abuse.

## INSIDE

Tobacco Consumption ..... 2  
 Tobacco Consequences..... 2  
 Other Drug Consumption ..... 3  
 Other Drug Consequences... 3  
 MN SEOW ..... 4  
 Data Sources..... 4

## Alcohol Consumption

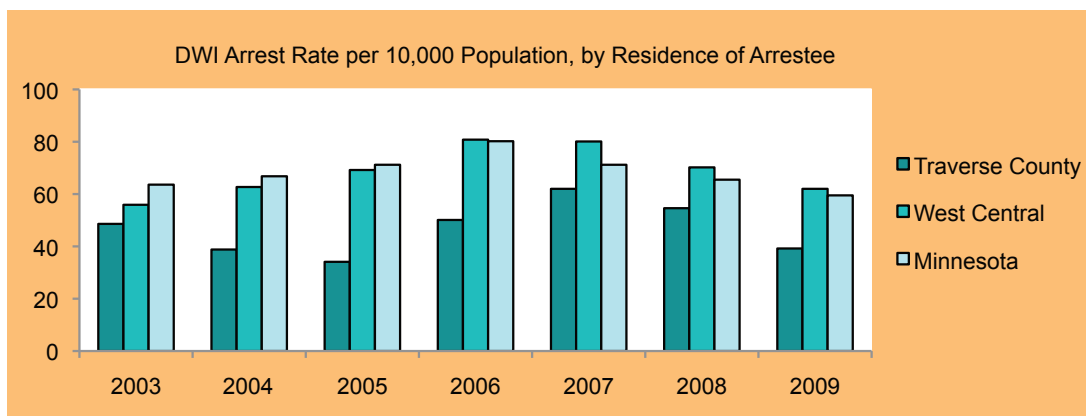
Reported past-month alcohol use among students dropped in the West Central Alcohol, Tobacco and Other Drug Prevention Region from 33% in 1998 to 21% in 2010. Comparatively, the state rate dipped from 31% to 23%. The percent of students reporting past-two week binge drinking also declined during that period—West Central: 29% to 17%, Minnesota 26% to

16%. In 2010, binge drinking was reported by 11% of West Central 9th graders and 22% of 12th graders (MSS).

Among adults, reported past-month alcohol use was lower than the state average for West Central men (66% vs. 67%) and women (48% vs. 53%) in 2004/2005. However, rates were higher than the state average for West Central 18-24 year olds.

Adult binge drinking rates in the West Central Region equaled those of the state for both men, 24%, and women, 13% (MNSASU).

Minnesota Student Survey data on use of alcohol by Traverse County students are not available for 2001 to 2010. Statistics on adult alcohol consumption are not available at the county level.



## Alcohol Consequences

From 2005 to 2009, the average cost per capita of alcohol-related motor vehicle crashes, fatalities and injuries was \$71 in Traverse County, \$91 in the West Central Region and \$54 in Minnesota (OTS).

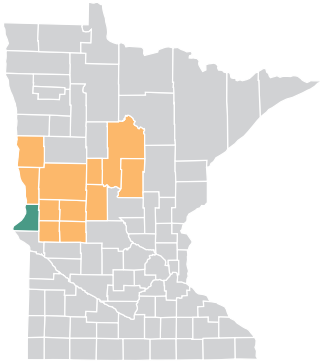
Over that same period, the driving while intoxicated

(DWI) arrest rate with Traverse as the county of residence averaged 468.0 per 10,000 population. With Traverse as the county of arrest, the average rate was 42.2 (OTS).

The percent of all motor vehicle crashes that were alcohol-related averaged 11%

in Traverse County, 7% in the West Central Region, and 5% in Minnesota (OTS).

The cirrhosis death rate per 100,000 population in Traverse County averaged 5 from 2004 to 2008, as compared to 8 in the West Central Region and 6 in the state (MCHS).



The US Census Bureau estimate for the 2008 Traverse County population is 3,660, with roughly 20% of residents under the age of 18.

Traverse County is approximately 96% White, 4% American Indian, and 2% Hispanic/Latino.

In 2000, the percent of individuals living below the poverty level was 12% in Traverse County, 11% in the West Central Region, and 8% in Minnesota.

## Tobacco Consumption

Reported past-month cigarette smoking declined statewide from 1998 to 2010. West Central rates dropped during that period for: 9th grade males, 25% to 11%; 9th grade females, 25% to 10%; 12th grade males, 37% to 25%; and 12th grade females, 36% to 22% (MSS).

2004/2005 reported past-month smoking rates were slightly lower than the state average for West Central adults: 22% vs. 23%. However, West Central rates were higher than average for 25-44 year old

women, 30% vs. 24%, and 45-64 year old men, 25% vs. 21% (MNSASU).

The percent of West Central male students reporting past-month chewing tobacco use increased from 2004 to 2010 among 9th graders, 8% to 13%, and 12th graders, 14% to 25% (MSS).

In 2010, West Central students were slightly more likely than the state average to report first having smoked all or part of a cigarette by age 13 or younger: 15% vs. 13% for males and 14% vs. 11% for

females.

Similarly, West Central male students were more likely than the state average to report first having smoked a cigar or used chewing tobacco by age 13 or younger: 13% vs. 8%.

Minnesota Student Survey data on use of tobacco by Traverse County students are not available for 2001 to 2010. Statistics on adult alcohol consumption are not available at the county level.

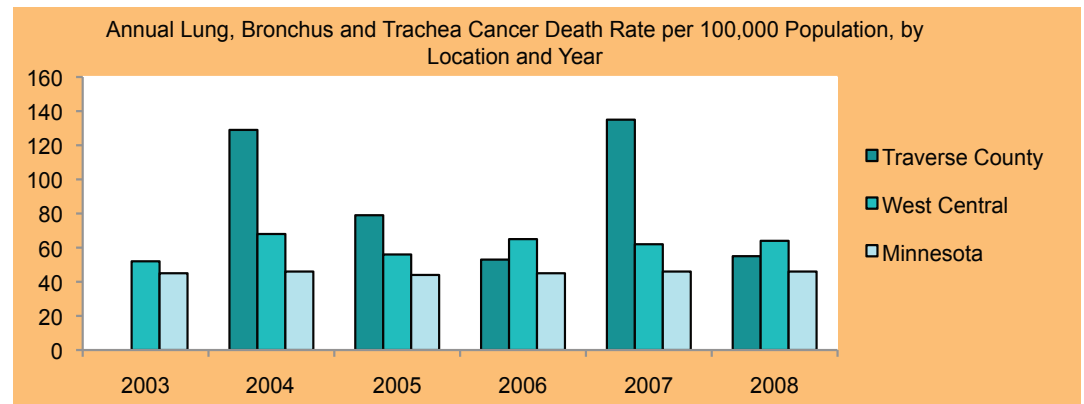
## Tobacco Consequences

The average annual rate per 100,000 population of lung, bronchus and trachea cancer deaths in Traverse County was 90 from 2004 to 2008. Comparatively, the West Central Region averaged 63 and the state averaged 45 (MCHS).

The number of Traverse County lung and bronchus cancer deaths averaged one among males and two among females from 2004 to 2008 (MCSS).

It is estimated that 90% of lung cancer deaths among

males and 79% of lung cancer deaths among females in the United States are smoking-related.



## Other Drug Consumption

The percent of West Central students reporting past-month marijuana use dropped from 11% in 1998 to 7% in 2010, and state rate from 12% to 9%. From 2001 to 2007, reported rates of methamphetamine use fell from 7% to 1%; MDMA/Ecstasy use from 5% to 2%; and crack/cocaine use from 6% to 2% in the West Central Region (MSS).

In 2010, 9th and 12th graders were asked about abuse of specific types of prescription

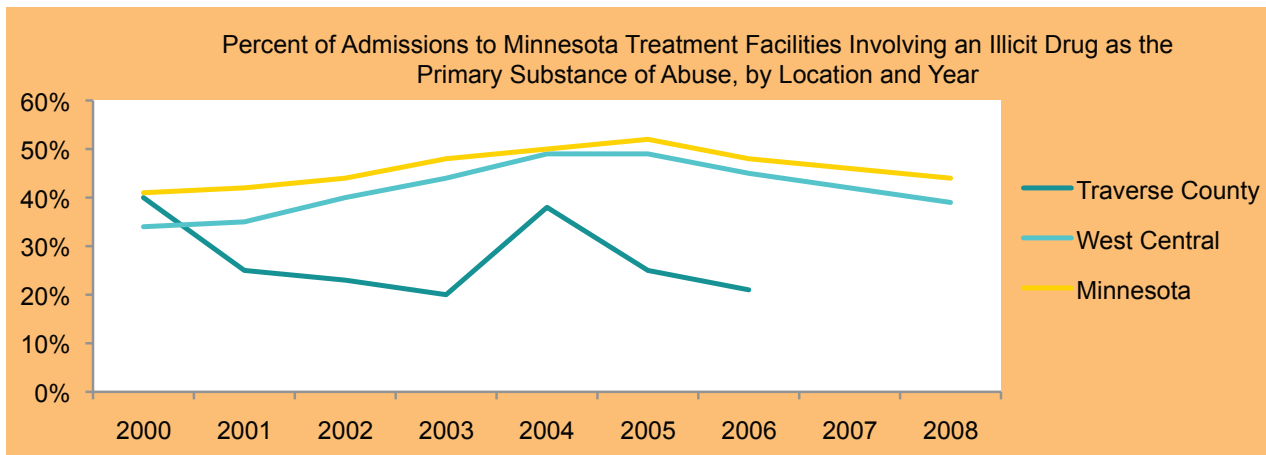
drugs. West Central students reported rates of abuse equal to the state average: for ADD/ADHD drugs at 4% and slightly lower than the state average for painkillers (4% vs. 5%) and stimulants/diet pills (2% vs. 3%).(MSS).

Reported past-month use of marijuana was equal to the state average among West Central adults in 2004/2005: 4%, as was reported abuse of pain relievers, 2%, use of methamphetamines, 1%, and crack/cocaine, 1%.

Reported past-year abuse of tranquilizers/sedatives was lower than the state average among West Central adults: 3% vs. 5% (MNSASU).

Minnesota Student Survey data on use of drugs by Traverse County students are not available for 2001 to 2010. Statistics on adult alcohol consumption are not available at the county level.

The number of Traverse County males admitted to Minnesota treatment facilities averaged 12 per year from 2000 to 2008; the number of females admitted averaged 4 per year. In 2007, 12% of Traverse County residents admitted to treatment programs were under age 18 and 88% were aged 25-44.



## Other Drug Consequences

There was one Traverse County narcotics arrest per year from 2005 to 2008, and none in 2009. In 2004 there were six narcotics arrests, 4 of which involved marijuana (BCA). For probation and prison data related to drug offenses, see table below (DOC).

DRUG OFFENSES	TRAVERSE COUNTY			WEST CENTRAL REGION			MINNESOTA		
	2007	2008	2009	2007	2008	2009	2007	2008	2009
Rates per 1,000 Population									
Adults on Probation	1.0	2.7	1.8	2.9	1.7	3.4	3.4	3.6	3.5
Juveniles on Probation	1.3	0.0	0.0	0.7	0.2	0.9	0.4	0.5	0.5
Adults in Prison	0.3	0.7	0.6	0.5	0.6	0.5	0.4	0.5	0.3

## MN STATE EPIDEMIOLOGICAL OUTCOMES WORKGROUP

### Questions or comments? Contact:

Melissa Boeke, MS  
Epidemiologist

Minnesota Institute of Public Health  
2720 Highway 10 NE  
Mounds View, MN 55112

Phone: 763.712.7615  
Fax: 763.427.7841  
E-mail: [sumn@miph.org](mailto:sumn@miph.org)

## What's Happening in Your County?



**Substance Use in Minnesota, located at [www.sumn.org](http://www.sumn.org), puts data on alcohol, tobacco and other drug use and consequences at your fingertips. The Web site was designed to help communities make decisions about substance abuse prevention efforts based on 55 indicators.**

**This site was developed by the Minnesota State Epidemiological Outcomes Workgroup (SEOW) with funding from the Minnesota Department of Human Services, Alcohol and Drug Abuse Division (ADAD). SEOW membership includes: Minnesota's departments of Human Services, Health, Education, Public Safety and Corrections and the Minnesota Institute of Public Health, which maintains the Web site.**

## Data Sources

Population statistics are from the U.S. Census Bureau.

Youth alcohol, tobacco and other drug consumption data are from the Minnesota Student Survey (MSS). The MSS is a confidential and anonymous self-administered survey given every three years to 6th, 9th and 12th grade students attending Minnesota public, charter and tribal schools. The Minnesota Student Survey Interagency Team is made up of four state agencies: the Minnesota Department of Education, the Minnesota Department of Health, the Minnesota Department of Human Services, and the Minnesota Department of Public Safety. Adult consumption data are from the MN Survey of Adult Sub-

stance Use (MNSASU) from the Minnesota Department of Human Services, Performance Measurement and Quality Improvement. Binge drinking is defined as 5 or more drinks in a row on one occasion in the MSS, and 5 or more drinks for males or 4 or more drinks for females in the MNSASU.

Alcohol consequence data are from the Office of Traffic Safety's (OTS) *Impaired Driving Facts and Crash Facts*, and from the National Safety Council.

Alcohol and tobacco mortality data are from the Minnesota Center for Health Statistics (MCHS) and the Minnesota Cancer Surveillance System (MCSS).

Drug consequence data are

from the Minnesota Department of Corrections' (DOC) *Inmate Profile and Probation Survey*, and from the Bureau of Criminal Apprehension's (BCA) *Minnesota Crime Information* reports.

Treatment data are from the Drug and Alcohol Abuse Normative Evaluation System (DAANES).

Detailed data source information can be found at [www.sumn.org](http://www.sumn.org). Data source fact sheets can be found under Tools. Links to each data source, when available, can be found under each table when using Data by Location or Data by Topic.

Aggregated data at the state and county level do not reveal disparities that may exist within a given geographic area.